

AUTOLIFT SYSTEM

INSTALLATION MANUAL FOR
ADAPTERS **FORD 2016 euro 6 (adBlue)**


Please subscribe to our Youtube channel TESA AUTOLIFT SYSTEM and see all tutorial videos.

Front right adapter Ford euro6

Step 1:



Insert the special plate through one of the holes present on the frame




Step 2:

Fix the adapter with the bolt M10 supplied and fix the support of AdBlue tank up the adapter.



Step 3:
Push the adapter on the frame then drill two 10mm hole and fixs with the bolts supplied.

Step 4:




Fix the jack.

USE THE SAME PROCEDURE FOR THE FRONT LEFT ADAPTER
Rear right adapter Ford euro6

Step 1:



Put the adapter in the point illustrated (rear the rear axle), drill one 10mm hole at the internal side of adapter then insert the special plates and fix the adapter with the M10 bolts supplied



Step 2:



Fix the jack.

